

PAA374Ra01**Polyclonal Antibody to GATA Binding Protein 4 (GATA4)****Organism Species: Rattus norvegicus (Rat)*****Instruction manual***

FOR IN VITRO USE AND RESEARCH USE ONLY

NOT FOR USE IN CLINICAL DIAGNOSTIC PROCEDURES

10th Edition (Revised in Jan, 2014)

[PRODUCT INFORMATION]**Immunogen:** GATA4, Rat**Clonality:** Polyclonal**Host:** Rabbit**Immunoglobulin Type:** IgG**Purification:** Affinity Chromatography.**Applications:** WB, ICC, IHC-P, IHC-F, ELISA**Concentration:** 200µg/mL**UOM:** 100µg**[IMMUNOGEN INFORMATION]****Immunogen:** Recombinant GATA4 (Arg228~Ala440) with two N-terminal Tags, His-tag and T7-tag expressed in *E.coli*.**Accession No.:** RPA374Ra01**[ANTIBODY SPECIFICITY]**

The antibody is a rabbit polyclonal antibody raised against GATA4. It has been selected for its ability to recognize GATA4 in immunohistochemical staining and western blotting.

[APPLICATIONS]

Western blotting: 1:50-400

Immunocytochemistry in formalin fixed cells: 1:50-500

Immunohistochemistry in formalin fixed frozen section: 1:50-500

Immunohistochemistry in paraffin section: 1:10-100

Enzyme-linked Immunosorbent Assay: 1:100-200

Optimal working dilutions must be determined by end user.

[CONTENTS]

Form & Buffer: Supplied as solution form in PBS, pH7.4, containing 0.02% NaN₃, 50% glycerol.

[QUALITY CONTROL]

Content: The quality control contains recombinant GATA4 (Arg228~Ala440) disposed in loading buffer.

Usage: 10uL per well when 3,3'-Diaminobenzidine(DAB) as the substrate.
5uL per well when used in enhanced chemiluminescent (ECL).

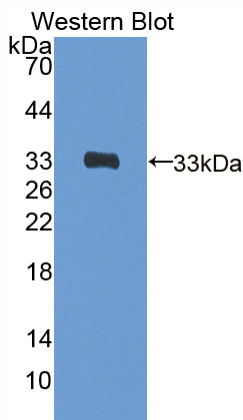
Note: The quality control is specifically manufactured as the positive control. Not used for other purposes.

Loading Buffer: 100mM Tris(pH8.8), 2% SDS, 200mM NaCl, 50% glycerol, BPB 0.01%, NaN₃ 0.02%.

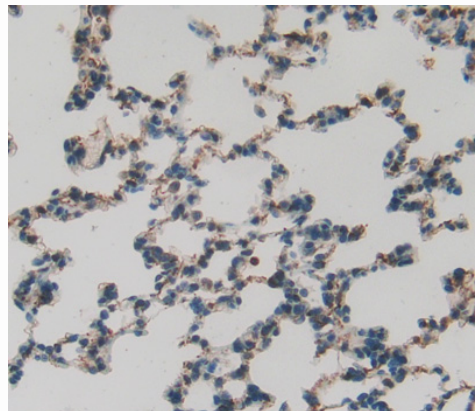
[STORAGE]

Store at 4°C for frequent use. Stored at -20°C to -80°C in a manual defrost freezer for one year without detectable loss of activity. Avoid repeated freeze-thaw cycles.

[IMAGES]



Used in Western Blot, Sample:
Recombinant GATA4, Rat



Used in DAB staining on formalin fixed
paraffin- embedded lung tissue

PAA374Ra01

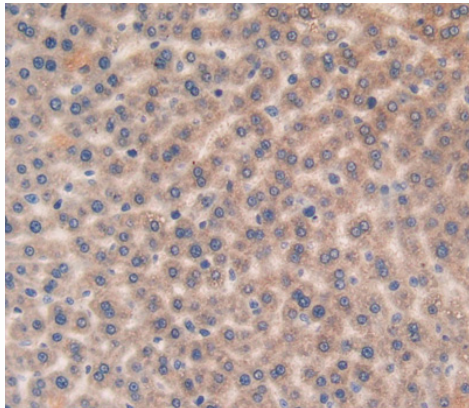
Polyclonal Antibody to GATA Binding Protein 4 (GATA4)

Organism Species: Rattus norvegicus (Rat)

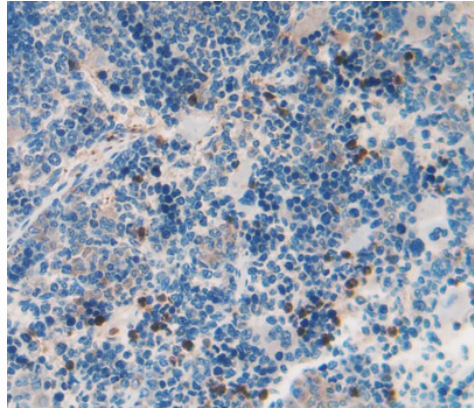
Instruction manual

FOR IN VITRO USE AND RESEARCH USE ONLY

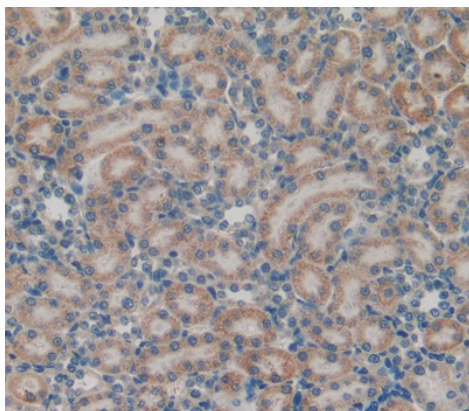
NOT FOR USE IN CLINICAL DIAGNOSTIC PROCEDURES



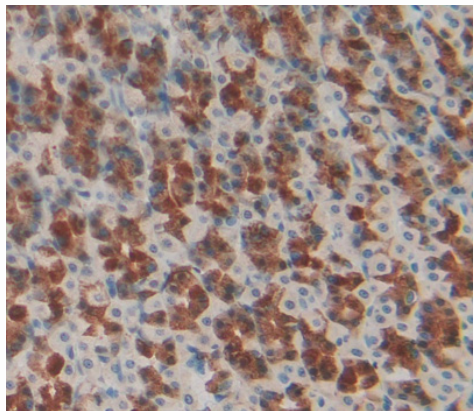
Used in DAB staining on formalin fixed
paraffin- embedded liver tissue



Used in DAB staining on formalin fixed
paraffin- embedded spleen tissue



Used in DAB staining on formalin fixed
paraffin- embedded kidney tissue



Used in DAB staining on formalin fixed
paraffin- embedded kidney tissue

PAA374Ra01

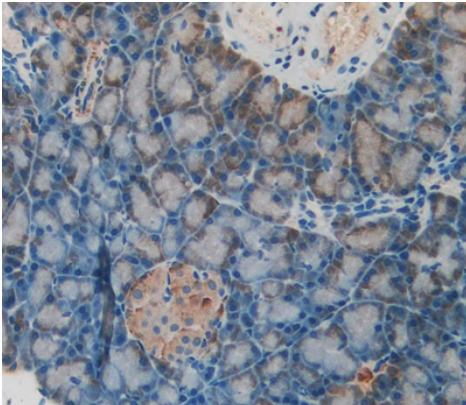
Polyclonal Antibody to GATA Binding Protein 4 (GATA4)

Organism Species: Rattus norvegicus (Rat)

Instruction manual

FOR IN VITRO USE AND RESEARCH USE ONLY

NOT FOR USE IN CLINICAL DIAGNOSTIC PROCEDURES



**Used in DAB staining on formalin fixed
paraffin-embedded pancreas tissue**