

**PAA394Hu02****Polyclonal Antibody to Tissue Factor Pathway Inhibitor (TFPI)****Organism Species: Homo sapiens (Human)*****Instruction manual***

FOR IN VITRO USE AND RESEARCH USE ONLY

NOT FOR USE IN CLINICAL DIAGNOSTIC PROCEDURES

9th Edition (Revised in Jul, 2013)

**[ PRODUCT INFORMATION ]****Immunogen:** TFPI, Human**Clonality:** Polyclonal**Host:** Rabbit**Immunoglobulin Type:** IgG**Purification:** Affinity Chromatography.**Applications:** WB, ICC, IHC-P, IHC-F, ELISA**Concentration:** 200µg/mL**UOM:** 100µg**[ IMMUNOGEN INFORMATION ]****Immunogen:** Recombinant TFPI (Asp29~Met304) with two N-terminal Tags, His-tag and GST-tag expressed in *E.coli*.**Accession No.:** RPA394Hu02**[ ANTIBODY SPECIFICITY ]**

The antibody is a rabbit polyclonal antibody raised against TFPI. It has been selected for its ability to recognize TFPI in immunohistochemical staining and western blotting.

**[ APPLICATIONS ]**

Western blotting: 1:50-400

Immunocytochemistry in formalin fixed cells: 1:50-500

Immunohistochemistry in formalin fixed frozen section: 1:50-500

Immunohistochemistry in paraffin section: 1:10-100

Enzyme-linked Immunosorbent Assay: 1:100-200

Optimal working dilutions must be determined by end user.

## [ CONTENTS ]

**Form & Buffer:** Supplied as solution form in PBS, pH7.4, containing 0.02% NaN<sub>3</sub>, 50% glycerol.

## [ STORAGE ]

Store at 4°C for frequent use. Stored at -20°C to -80°C in a manual defrost freezer for one year without detectable loss of activity. Avoid repeated freeze-thaw cycles.

## [ QUALITY CONTROL ]


**Content:** The quality control contains recombinant TFPI (Asp29~Met304) disposed in loading buffer.

**Usage:** 10uL per well when 3,3'-Diaminobenzidine(DAB) as the substrate.  
5uL per well when used in enhanced chemiluminescent (ECL).

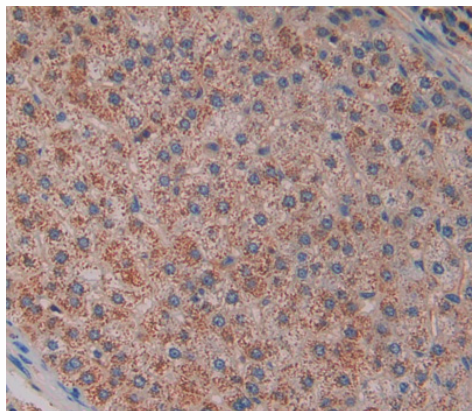
**Note:** The quality control is specifically manufactured as the positive control. Not used for other purposes.

**Loading Buffer:** 100mM Tris(pH8.8), 2% SDS, 200mM NaCl, 50% glycerol, BPB 0.01%, NaN<sub>3</sub> 0.02%.

## [ IMAGES ]



Used in Western Blot, Sample:  
Recombinant TFPI, Human



Used in DAB staining on formalin fixed  
paraffin- embedded liver tissue

**PAA394Hu02**

**Polyclonal Antibody to Tissue Factor Pathway Inhibitor (TFPI)**

**Organism Species: Homo sapiens (Human)**

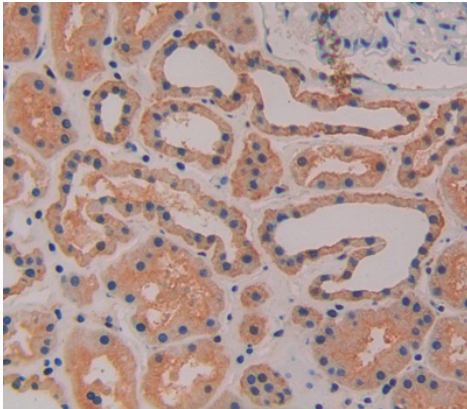
***Instruction manual***

FOR IN VITRO USE AND RESEARCH USE ONLY

NOT FOR USE IN CLINICAL DIAGNOSTIC PROCEDURES

---

---



Used in DAB staining on formalin fixed  
paraffin- embedded kidney tissue