

P91197Mu02
Cartilage Oligomeric Matrix Protein (COMP)
Organism: Mus musculus (Mouse)
Instruction manual

FOR IN VITRO USE AND RESEARCH USE ONLY
NOT FOR USE IN DIAGNOSTIC OR THERAPEUTIC PROCEDURES

5th Edition (Revised in January, 2013)

[DESCRIPTION]

Protein Names: Cartilage Oligomeric Matrix Protein

Synonyms: COMP

Species: Mouse

Size: 100 μ g

Source: *Escherichia coli*-derived

Subcellular Location: Secreted, extracellular space,
extracellular matrix.

[PROPERTIES]

Residues: Thr40~Asn180 (Accession # Q9R0G6),
with N-terminal His-Tag.

Grade & Purity: >95%, 17kDa as determined by
SDS-PAGE reducing conditions.

Formulation: Supplied as lyophilized form in PBS, pH
7.4, containing 5% sucrose.

Endotoxin Level: <1.0 EU per 1 μ g (determined by
the LAL method).

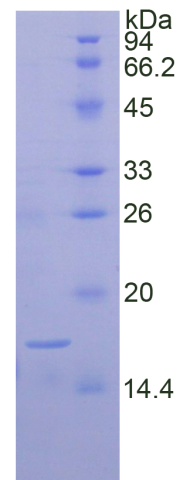
Applications: SDS-PAGE; WB; ELISA; IP.

(May be suitable for use in other assays to be determined by the end user.)




Predicted Molecular Mass: 16.4kDa

Predicted isoelectric point: 6.8

Mouse COMP



15% SDS-PAGE

Unique product Superb quality Client favorite Nicest service  ISO9001:2008;  ISO13485:2003; 

11271 Richmond Avenue, H104, Houston, TX 77082, USA | Toll free: 001-888-960-7402 | Fax: 001-832-538-0088 | Email: mail@uscnk.us | Http://www.uscnk.us
Export Processing Zone, Wuhan 430056, P.R.China | Toll free: 0086-800-880-0687 | Fax: 0086-27-8425-9551 | Email: mail@uscnk.com | Http://www.uscnk.com

[PREPARATION]

Reconstitute in sterile PBS, pH7.2-pH7.4.

[STORAGE AND STABILITY]

Storage: Avoid repeated freeze/thaw cycles.

Store at 2-8°C for one month.

Aliquot and store at -80°C for 12 months.

Stability Test: The thermal stability is described by the loss rate of the target protein. The loss rate was determined by accelerated thermal degradation test, that is, incubate the protein at 37°C for 48h, and no obvious degradation and precipitation were observed. (Referring from China Biological Products Standard, which was calculated by the Arrhenius equation.) The loss of this protein is less than 5% within the expiration date under appropriate storage condition.

[SEQUENCES]

The target protein is fused with N-terminal His-Tag, its sequence is listed below.

MGHHHHHSGSEF- T NAALQDVREL LRQQVKEITF LKNTVMECDA CGMQPARTPG
LSVRPVPLCA PGSCFPGVVC SETATGARCG PCPPGYTGNG SHCTDVNECN
AHPCFPRVRC INTSPGFHCE ACPGFGSGPT HEGVGLTFAK SNKQVCTDIN