

**CPA074Mu21 100µg**  
**OVA Conjugated Immunoglobulin G1 (IgG1)**  
**Organism Species: Mus musculus (Mouse)**  
*Instruction manual*

FOR IN VITRO USE AND RESEARCH USE ONLY  
NOT FOR USE IN CLINICAL DIAGNOSTIC PROCEDURES

---

12th Edition (Revised in Aug, 2016)

## [ **PROPERTIES** ]

**Source:** Protein Conjugation

**Original Peptide Residues:** Asp101-Ser115

**Purity:** >90%

**Traits:** Freeze-dried powder.

**Buffer formulation:** PBS, pH7.4.

**Applications:** Immunogen; Coating Antigen; Blocking Peptide; ELISA.

## [ **USAGE** ]

Reconstitute in PBS (pH7.4) to a concentration of 0.1-1.0 mg/mL. Do not vortex.

## [ **STORAGE AND STABILITY** ]

**Storage:** Avoid repeated freeze/thaw cycles.

Store at 2-8°C for one month.

Aliquot and store at -80°C for 12 months.

**Stability Test:** The thermal stability is described by the loss rate. The loss rate was determined by accelerated thermal degradation test, that is, incubate the protein at 37°C for 48h, and no obvious degradation and precipitation were observed. The loss rate is less than 5% within the expiration date under appropriate storage condition.

## [ **SEQUENCE** ]

DCGCKPCICT VPEVS

[ IDENTIFICATION ]

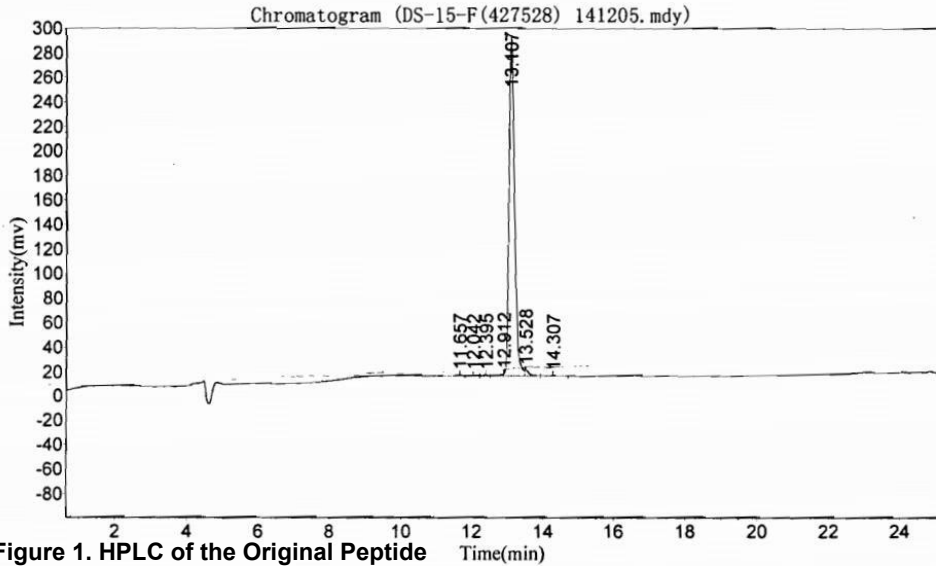


Figure 1. HPLC of the Original Peptide

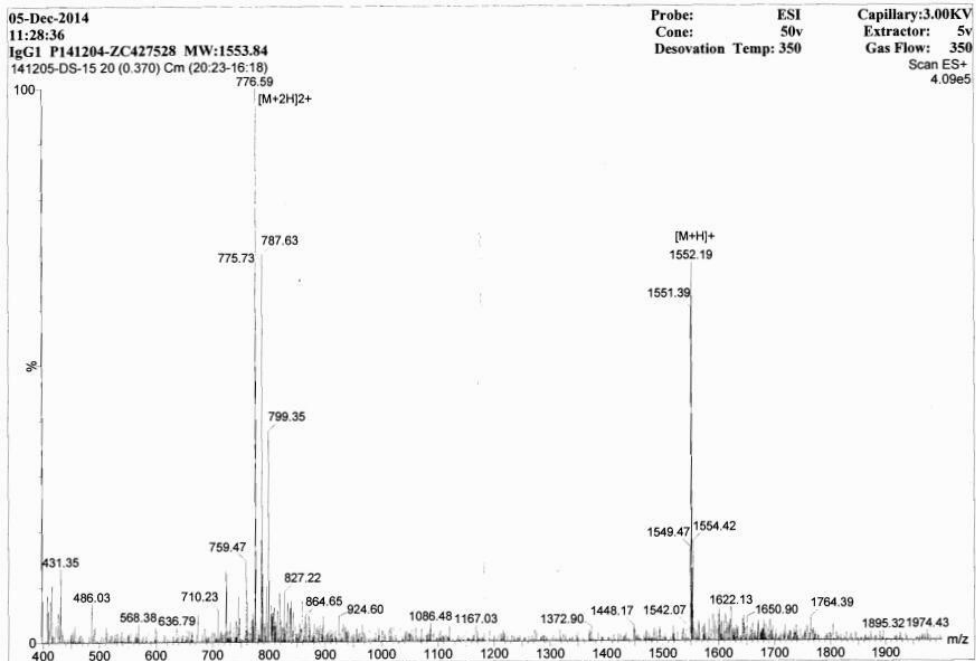
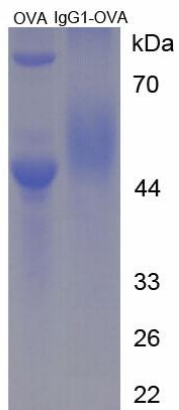


Figure 2. MASS Spectrometry of the Original Peptide



**Figure 3. SDS-PAGE of OVA Conjugated IgG1**