

PAB458Hu01

Polyclonal Antibody to Cluster Of Differentiation 109 (CD109)

Organism Species: *Homo sapiens (Human)*

Instruction manual

FOR RESEARCH USE ONLY

NOT FOR USE IN CLINICAL DIAGNOSTIC PROCEDURES

13th Edition (Revised in Aug, 2023)

[PROPERTIES]

Source: Polyclonal antibody preparation

Host: Rabbit

Purification: Antigen-specific affinity chromatography followed by Protein A affinity chromatography

Traits: Liquid

Concentration: 0.5mg/mL

UOM: 50µg(100µL)

Cross Reactivity: N/A

Applications: IHC

[IMMUNOGEN]

Immunogen: Recombinant CD109 (Ala1146~Gln1390) expressed in *E.coli*

Accession No.: RPB458Hu01

[APPLICATIONS]

Immunohistochemistry: 5-20µg/mL;

Optimal working dilutions must be determined by end user.

[FORMULATION]

Form & Buffer: Supplied as solution form in 0.01M PBS, pH7.4, containing 0.05% Proclin-300, 50% glycerol.

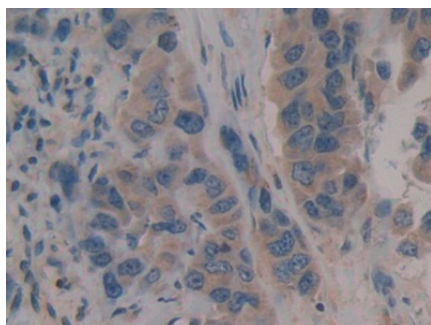
[STORAGE AND STABILITY]

Storage: Avoid repeated freeze/thaw cycles.

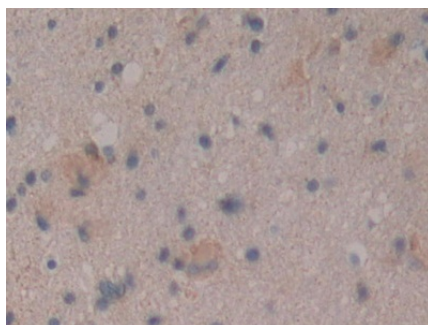
Store at 4°C for frequent use.

Aliquot and store at -20°C for 24 months.

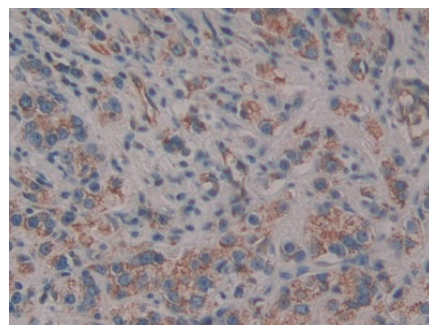
Stability Test: The thermal stability is described by the loss rate. The loss rate was determined by accelerated thermal degradation test, that is, incubate the protein at 37°C for 48h, and no obvious degradation and precipitation were observed. The loss rate is less than 5% within the expiration date under appropriate storage condition.

[IDENTIFICATION]

DAB staining on IHC-P; Samples:
Human Breast cancer Tissue; Primary
Ab: 10µg/ml Rabbit Anti-Human CD109
Antibody Second Ab: 2µg/mL HRP-
Linked Caprine Anti-Rabbit IgG
Polyclonal Antibody (Catalog:
SAA544Rb19)



DAB staining on IHC-P;
Samples: Human Glioma Tissue;
Primary Ab: 10µg/ml Rabbit Anti-
Human CD109 Antibody
Second Ab: 2µg/mL HRP-Linked
Caprine Anti-Rabbit IgG Polyclonal
Antibody
(Catalog: SAA544Rb19)



DAB staining on IHC-P;
Samples: Human Prostate cancer
Tissue;
Primary Ab: 10µg/ml Rabbit Anti-
Human CD109 Antibody
Second Ab: 2µg/mL HRP-Linked
Caprine Anti-Rabbit IgG Polyclonal
Antibody
(Catalog: SAA544Rb19)

[IMPORTANT NOTE]

The kit is designed for research use only, we will not be responsible for any issue if the kit was used in clinical diagnostic or any other procedures.