

**PAA781Mu01**

**Polyclonal Antibody to Cluster Of Differentiation 276 (CD276)**

**Organism Species: *Mus musculus* (Mouse)**

***Instruction manual***

FOR RESEARCH USE ONLY

NOT FOR USE IN CLINICAL DIAGNOSTIC PROCEDURES

---

12th Edition (Revised in Aug, 2016)

### [ **PROPERTIES** ]

**Source:** Polyclonal antibody preparation

**Host:** Rabbit

**Purification:** Antigen-specific affinity chromatography followed by Protein A affinity chromatography

**Traits:** Liquid

**Concentration:** 1mg/ml

**UOM:** 200µl

**Cross Reactivity:** Human;Mouse

**Applications:** WB; IHC; ICC; IP.

### [ **IMMUNOGEN** ]

**Immunogen:** Recombinant CD276 (Thr47~Gly213) expressed in *E.coli*

**Accession No.:** RPA781Mu01

### [ **APPLICATIONS** ]

Western blotting: 0.5-3µg/mL;

Immunohistochemistry: 5-30µg/mL;

Immunocytochemistry: 5-30µg/mL;

Optimal working dilutions must be determined by end user.

### [ **FORMULATION** ]

**Form & Buffer:** Supplied as solution form in 0.01M PBS, pH7.4, containing 0.05% Proclin-300, 50% glycerol.

### [ **STORAGE AND STABILITY** ]

**Storage:** Avoid repeated freeze/thaw cycles.

Store at 4°C for frequent use.

Aliquot and store at -20°C for 24 months.

**Stability Test:** The thermal stability is described by the loss rate. The loss rate was determined by accelerated thermal degradation test, that is, incubate the protein at 37°C for 48h, and no

obvious degradation and precipitation were observed. The loss rate is less than 5% within the expiration date under appropriate storage condition.

**[ IDENTIFICATION ]**


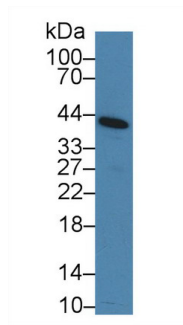



Figure. Western Blot; Sample: Recombinant CD276, Mouse.



Western Blot; Sample: Mouse Serum;  
 Primary Ab: 3µg/ml Rabbit Anti-Mouse CD276 Antibody  
 Second Ab: 0.2µg/mL HRP-Linked Caprine Anti-Rabbit IgG Polyclonal Antibody  
 (Catalog: SAA544Rb19)



Western Blot; Sample: Human 293T cell lysate;  
 Primary Ab: 3µg/ml Rabbit Anti-Mouse CD276 Antibody  
 Second Ab: 0.2µg/mL HRP-Linked Caprine Anti-Rabbit IgG Polyclonal Antibody  
 (Catalog: SAA544Rb19)

**[ IMPORTANT NOTE ]**

The kit is designed for research use only, we will not be responsible for any issue if the kit was used in clinical diagnostic or any other procedures.