

PAB530Hu01

Polyclonal Antibody to Cluster Of Differentiation 36 (CD36)

Organism Species: *Homo sapiens (Human)*

Instruction manual

FOR RESEARCH USE ONLY

NOT FOR USE IN CLINICAL DIAGNOSTIC PROCEDURES

13th Edition (Revised in Aug, 2023)

[PROPERTIES]

Source: Polyclonal antibody preparation

Host: Rabbit

Purification: Antigen-specific affinity chromatography followed by Protein A affinity chromatography

Traits: Liquid

Concentration: 0.5mg/mL

UOM: 100µL

Cross Reactivity: N/A

Applications: WB

[IMMUNOGEN]

Immunogen: Recombinant CD36 (Leu187~Asn428) expressed in *E.coli*

Accession No.: RPB530Hu01

[APPLICATIONS]

Western blotting: 0.01-3µg/mL;

Optimal working dilutions must be determined by end user.

[FORMULATION]

Form & Buffer: Supplied as solution form in 0.01M PBS, pH7.4, containing 0.05% Proclin-300, 50% glycerol.

[STORAGE AND STABILITY]


Storage: Avoid repeated freeze/thaw cycles.

Store at 4°C for frequent use.


Aliquot and store at -20°C for 24 months.

Stability Test: The thermal stability is described by the loss rate. The loss rate was determined by accelerated thermal degradation test, that is, incubate the protein at 37°C for 48h, and no obvious degradation and precipitation were observed. The loss rate is less than 5% within the expiration date under appropriate storage condition.


[IDENTIFICATION]



Western Blot; Sample: Human HeLa cell lysate;
 Primary Ab: 3µg/ml Rabbit Anti-Human GP4 Antibody
 Second Ab: 0.2µg/mL HRP-Linked Caprine Anti-Rabbit IgG Polyclonal Antibody
 (Catalog: SAA544Rb19)



Knockout Verification:
 Lane 1: Wild-type HepG2 cell lysate;
 Lane 2: GP4 knockout HepG2 cell lysate;
 Predicted MW: 53kd
 Observed MW: 68kd
 Primary Ab: 3µg/ml Rabbit Anti-Human GP4 Antibody
 Second Ab: 0.2µg/mL HRP-Linked Caprine Anti-Rabbit IgG Polyclonal Antibody
 (Catalog: SAA544Rb19)



Western Blot; Sample: Human HepG2 cell lysate;
 Primary Ab: 3µg/ml Rabbit Anti-Human GP4 Antibody
 Second Ab: 0.2µg/mL HRP-Linked Caprine Anti-Rabbit IgG Polyclonal Antibody
 (Catalog: SAA544Rb19)

[IMPORTANT NOTE]

The kit is designed for research use only, we will not be responsible for any issue if the kit was used in clinical diagnostic or any other procedures.