


pA92903Ra01
Polyclonal Antibody to Delodinase,Iodothyronine,Typell(DIO2)
Organism: Rattus norvegicus (Rat)
Instruction manual

FOR IN VITRO USE AND RESEARCH USE ONLY
 NOT FOR USE IN CLINICAL DIAGNOSTIC PROCEDURES

7th Edition (Revised in May, 2013)

[PRODUCT INFORMATION]

Immunogen: DIO2, Rat
Clonality: Polyclonal
Host: Rabbit
Immunoglobulin Type: IgG
Purification: Affinity Chromatography.
Applications: WB, ICC, IHC-P, IHC-F, ELISA
Concentration: 200µg/mL
UOM: 100µg



Sample: Recombinant DIO2, Rat

[IMMUNOGEN INFORMATION]

Immunogen: Recombinant DIO2 (Ser30~Phe259) expressed in *E.coli*.
USCN Accession No.: rP92903Ra01
Sequence: The target protein is fused with two N-terminal Tags, His-tag and MBP-tag and its sequence is listed below.
 MKIEEGKLV I WINGDKGYNG LAEVGKKFEK DTGIKVTV E H PDKLEEKFPQ VAATGDGPDI
 IFWAHDRFGG YAQSGLLAEI TPDKAFQDKL YPFTWDVAVRY NGKLIAYPIA VEALSLIYNK
 DLLPNPPKTW EEIPALDKEL KAKGKSALMF NLQEPYFTWP LIAADGGYAF KYENGGYDIK
 DVGVDNAGAK AGLTFLVDLI KNKHMNADTD YSIAEAAFNK GETAMTINGP WAWSNIDTSK
 VNYGVTVLPT FKGQPSKPFV GVLSAGINAA SPNKELAKEF LENYLLTDEG LEAVNKDKPL
 GAVALKSYEE ELAKDPRIAA TMENAQKGEI MPNIPQMSAF WYAVRTAVIN AASGRQTVDE
 ALKDAQTGST SGSQHSHHHHH SAGLVPRGST AIGMKETAAA KFERQHMDSP DLGTLVLFQ
 GPLGSEF- S VILLKHVALL LRSKSTRGE WRRMLTSEGL RCVWNSFLLD AYKQVKLGED
 APNSSVVHVS NPEAGNNCAS EKTADGAECH LLDFAAERP LNVNFGSATU PPFTRQLPAF

Unique product Superb quality Client favorite Nicest service  ISO9001:2008;  ISO13485:2003;  CE

RQLVEEFSSV ADFLLVYIDE AHPSDGWAVP GDSSMSFEVK KHRNQEDRCA AAHQLLERFS
LPPQCQVVAD RMDNNANVAY GVAFERVCIV QRRKIAYLGG KGPFSYNLQE VRSWLEKNF

[**ANTIBODY SPECIFICITY**]

The antibody is a rabbit polyclonal antibody raised against DIO2. It has been selected for its ability to recognize DIO2 in immunohistochemical staining and western blotting.

[**APPLICATIONS**]

Western blotting: 1:100-400

Immunocytochemistry in formalin fixed cells: 1:100-500

Immunohistochemistry in formalin fixed frozen section: 1:100-500

Immunohistochemistry in paraffin section: 1:50-200

Enzyme-linked Immunosorbent Assay: 1:100-200

Optimal working dilutions must be determined by end user.

[**CONTENTS**]

Form & Buffer: Supplied as solution form in PBS, pH7.4, containing 0.02% NaN₃, 50% glycerol.

[**QUALITY CONTROL**]

Content: The quality control contains recombinant DIO2 (Ser30~Phe259) disposed in loading buffer.




Usage: 10uL per well when 3,3'-Diaminobenzidine(DAB) as the substrate.
5uL per well when used in enhanced chemiluminescent (ECL).

Note: The quality control is specifically manufactured as the positive control. Not used for other purposes.

Loading Buffer: 100mM Tris(pH8.8), 2% SDS, 200mM NaCl, 50% glycerol, BPB 0.01%, NaN₃ 0.02%.

[**STORAGE**]

Store at 4°C for frequent use. Stored at -20°C to -80°C in a manual defrost freezer for one year without detectable loss of activity. Avoid repeated freeze-thaw cycles.

Unique product Superb quality Client favorite Nicest service  ISO9001:2008;  ISO13485:2003;  CE