

PAG487Hu01**Polyclonal Antibody to Farnesyltransferase Alpha (FNTa)****Organism Species: Homo sapiens (Human)*****Instruction manual***

FOR IN VITRO USE AND RESEARCH USE ONLY

NOT FOR USE IN CLINICAL DIAGNOSTIC PROCEDURES

10th Edition (Revised in Jan, 2014)

[PRODUCT INFORMATION]**Immunogen:** FNTa, Human**Clonality:** Polyclonal**Host:** Rabbit**Immunoglobulin Type:** IgG**Purification:** Affinity Chromatography.**Applications:** WB, ICC, IHC-P, IHC-F, ELISA**Concentration:** 200µg/mL**UOM:** 100µg**[IMMUNOGEN INFORMATION]****Immunogen:** Recombinant FNTa (Met51~Lys366) with two N-terminal Tags, His-tag and T7-tag expressed in *E.coli*.**Accession No.:** RPG487Hu01**[ANTIBODY SPECIFICITY]**

The antibody is a rabbit polyclonal antibody raised against FNTa. It has been selected for its ability to recognize FNTa in immunohistochemical staining and western blotting.

[APPLICATIONS]

Western blotting: 1:50-400

Immunocytochemistry in formalin fixed cells: 1:50-500

Immunohistochemistry in formalin fixed frozen section: 1:50-500

Immunohistochemistry in paraffin section: 1:10-100

Enzyme-linked Immunosorbent Assay: 1:100-5000

Optimal working dilutions must be determined by end user.

[CONTENTS]

Form & Buffer: Supplied as solution form in PBS, pH7.4, containing 0.02% NaN₃, 50% glycerol.

[QUALITY CONTROL]

Content: The quality control contains recombinant FNTa (Met51~Lys366) disposed in loading buffer.

Usage: 10uL per well when 3,3'-Diaminobenzidine(DAB) as the substrate.
5uL per well when used in enhanced chemilumescence (ECL).

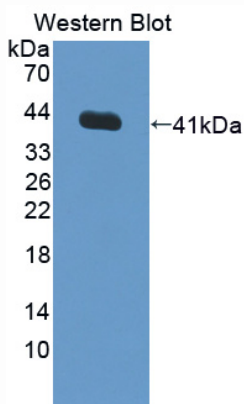
Note: The quality control is specifically manufactured as the positive control. Not used for other purposes.

Loading Buffer: 100mM Tris(pH8.8), 2% SDS, 200mM NaCl, 50% glycerol, BPB 0.01%, NaN₃ 0.02%.

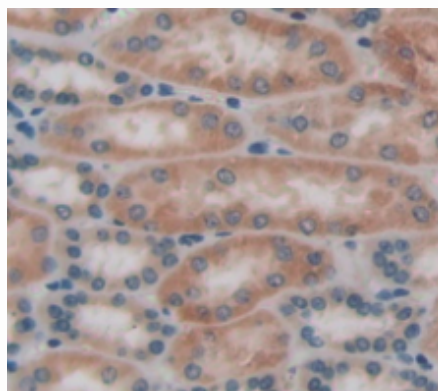
[STORAGE]

Store at 4°C for frequent use. Stored at -20°C in a manual defrost freezer for one year without detectable loss of activity. Avoid repeated freeze-thaw cycles.

[IMAGES]



Used in Western Blot, Sample:
Recombinant FNTa, Human



Used in DAB staining on formalin fixed
paraffin- embedded kidney tissue

PAG487Hu01

Polyclonal Antibody to Farnesyltransferase Alpha (FNTa)

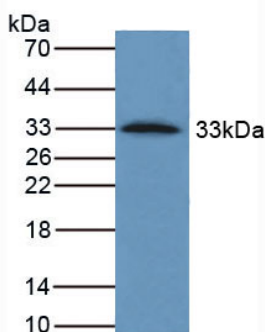
Organism Species: Homo sapiens (Human)

Instruction manual

FOR IN VITRO USE AND RESEARCH USE ONLY

NOT FOR USE IN CLINICAL DIAGNOSTIC PROCEDURES

10th Edition (Revised in Jan, 2014)



Used in Western Blot, Sample: Mouse Uterus Tissue

Primary Ab: 2 μ g/mL Rabbit Anti-Human FNTa Ab

Second Ab: 1:1000 Dilution of HRP-Linked Guinea pig

Anti-Rabbit Ab (Catalog: SECab05)