

**PAF418Hu01****Polyclonal Antibody to Fatty Acid Desaturase 3 (FADS3)****Organism Species: Homo sapiens (Human)*****Instruction manual***

FOR IN VITRO USE AND RESEARCH USE ONLY

NOT FOR USE IN CLINICAL DIAGNOSTIC PROCEDURES

10th Edition (Revised in Jan, 2014)

**[ PRODUCT INFORMATION ]****Immunogen:** FADS3, Human**Clonality:** Polyclonal**Host:** Rabbit**Immunoglobulin Type:** IgG**Purification:** Affinity Chromatography.**Applications:** WB, ICC, IHC-P, IHC-F, ELISA**Concentration:** 200µg/mL**UOM:** 100µg**[ IMMUNOGEN INFORMATION ]****Immunogen:** Recombinant FADS3 (Glu331~Gln445) with two N-terminal Tags, His-tag and T7-tag expressed in *E.coli*.**Accession No.:** RPF418Hu01**[ ANTIBODY SPECIFICITY ]**

The antibody is a rabbit polyclonal antibody raised against FADS3. It has been selected for its ability to recognize FADS3 in immunohistochemical staining and western blotting.

**[ APPLICATIONS ]**

Western blotting: 1:50-400

Immunocytochemistry in formalin fixed cells: 1:50-500

Immunohistochemistry in formalin fixed frozen section: 1:50-500

Immunohistochemistry in paraffin section: 1:10-100

Enzyme-linked Immunosorbent Assay: 1:100-5000

Optimal working dilutions must be determined by end user.

## [ CONTENTS ]

**Form & Buffer:** Supplied as solution form in PBS, pH7.4, containing 0.02% NaN<sub>3</sub>, 50% glycerol.

## [ QUALITY CONTROL ]

**Content:** The quality control contains recombinant FADS3 (Glu331~Gln445) disposed in loading buffer.

**Usage:** 10uL per well when 3,3'-Diaminobenzidine(DAB) as the substrate.  
5uL per well when used in enhanced chemilumescence (ECL).


**Note:** The quality control is specifically manufactured as the positive control. Not used for other purposes.

**Loading Buffer:** 100mM Tris(pH8.8), 2% SDS, 200mM NaCl, 50% glycerol, BPB 0.01%, NaN<sub>3</sub> 0.02%.

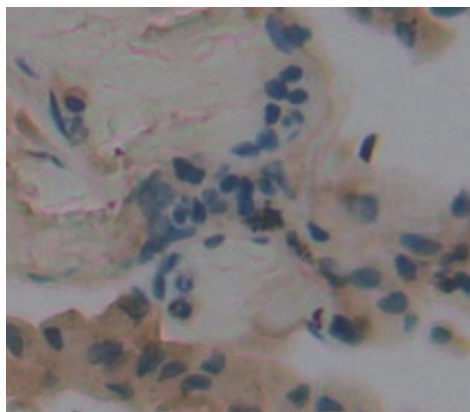
## [ STORAGE ]

Store at 4°C for frequent use. Stored at -20°C in a manual defrost freezer for one year without detectable loss of activity. Avoid repeated freeze-thaw cycles.

## [ IMAGES ]



Used in Western Blot, Sample:  
Recombinant FADS3, Human



Used in DAB staining on formalin fixed  
paraffin- embedded lung tissue

**PAF418Hu01**

**Polyclonal Antibody to Fatty Acid Desaturase 3 (FADS3)**


**Organism Species: Homo sapiens (Human)**

***Instruction manual***

FOR IN VITRO USE AND RESEARCH USE ONLY

NOT FOR USE IN CLINICAL DIAGNOSTIC PROCEDURES

10th Edition (Revised in Jan, 2014)



**Used in Western Blot, Sample: Pig Stomach Tissue**

**Primary Ab: 2 $\mu$ g/mL Rabbit Anti-Human FADS3 Ab**

**Second Ab: 1:1000 Dilution of HRP-Linked Guinea pig**

**Anti-Rabbit Ab (Catalog: SECab05)**