

PAA471Ra01**Polyclonal Antibody to Osteocalcin (OC)****Organism Species: *Rattus norvegicus* (Rat)*****Instruction manual***

FOR IN VITRO USE AND RESEARCH USE ONLY

NOT FOR USE IN CLINICAL DIAGNOSTIC PROCEDURES

10th Edition (Revised in Jan, 2014)

[PRODUCT INFORMATION]**Immunogen:** Osteocalcin, Rat**Clonality:** Polyclonal**Host:** Rabbit**Immunoglobulin Type:** IgG**Purification:** Affinity Chromatography.**Applications:** WB, ICC, IHC-P, IHC-F, ELISA**Concentration:** 200µg/mL**UOM:** 100µg**[IMMUNOGEN INFORMATION]****Immunogen:** Recombinant Osteocalcin (Ala11~Thr98) with two N-terminal Tags, His-tag and GST-tag expressed in *E.coli*.**Accession No.:** RPA471Ra01**[ANTIBODY SPECIFICITY]**

The antibody is a rabbit polyclonal antibody raised against Osteocalcin. It has been selected for its ability to recognize Osteocalcin in immunohistochemical staining a n d western blotting.

[APPLICATIONS]

Western blotting: 1:50-400

Immunocytochemistry in formalin fixed cells: 1:50-500

Immunohistochemistry in formalin fixed frozen section: 1:50-500

Immunohistochemistry in paraffin section: 1:10-100

Enzyme-linked Immunosorbent Assay: 1:100-200

Optimal working dilutions must be determined by end user.

[CONTENTS]

Form & Buffer: Supplied as solution form in PBS, pH7.4, containing 0.02% NaN_3 , 50% glycerol.

[QUALITY CONTROL]

Content: The quality control contains recombinant Osteocalcin (Ala11~Thr98) disposed in loading buffer.

Usage: 10uL per well when 3,3'-Diaminobenzidine(DAB) as the substrate.
5uL per well when used in enhanced chemiluminescent (ECL).

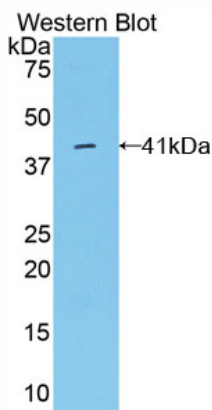
Note: The quality control is specifically manufactured as the positive control. Not used for other purposes.

Loading Buffer: 100mM Tris(pH8.8), 2% SDS, 200mM NaCl, 50% glycerol, BPB 0.01%, NaN_3 0.02%.

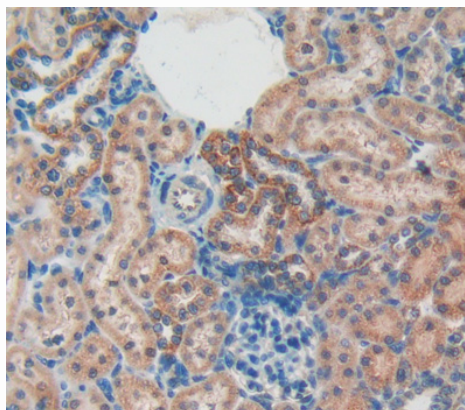
[STORAGE]

Store at 4°C for frequent use. Stored at -20°C to -80°C in a manual defrost freezer for one year without detectable loss of activity. Avoid repeated freeze-thaw cycles.

[IMAGES]



Used in Western Blot, Sample:
Recombinant Osteocalcin, Rat



Used in DAB staining on formalin fixed
paraffin-embedded kidney tissue

PAA471Ra01

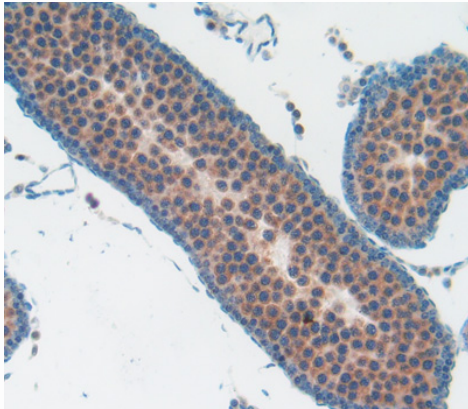
Polyclonal Antibody to Osteocalcin (OC)

Organism Species: Rattus norvegicus (Rat)

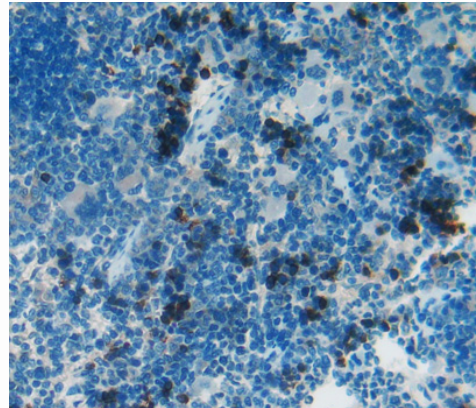
Instruction manual

FOR IN VITRO USE AND RESEARCH USE ONLY

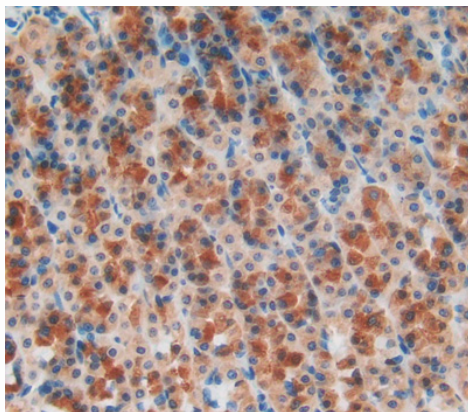
NOT FOR USE IN CLINICAL DIAGNOSTIC PROCEDURES



Used in DAB staining on formalin fixed
paraffin- embedded testis tissue



Used in DAB staining on formalin fixed
paraffin- embedded spleen tissue



Used in DAB staining on formalin fixed
paraffin- embedded stomach tissue