

**PAA855Mu01**

**Polyclonal Antibody**

**To Receptor Activator Of Nuclear Factor Kappa B Ligand (RANKL)**

**Organism Species: Mus musculus (Mouse)**

***Instruction manual***

FOR IN VITRO USE AND RESEARCH USE ONLY

NOT FOR USE IN CLINICAL DIAGNOSTIC PROCEDURES

---

---

10th Edition (Revised in Jan, 2014)

## **[ PRODUCT INFORMATION ]**

**Immunogen:** RANKL, Mouse

**Clonality:** Polyclonal

**Host:** Rabbit

**Immunoglobulin Type:** IgG

**Purification:** Affinity Chromatography.

**Applications:** WB, ICC, IHC-P, IHC-F, ELISA

**Concentration:** 200µg/mL

**UOM:** 100µg

## **[ IMMUNOGEN INFORMATION ]**

**Immunogen:** Recombinant RANKL (Leu92~Trp263) with two N-terminal Tags, His-tag and GST-tag expressed in *E.coli*.

**Accession No.:** RPA855Mu01

## **[ ANTIBODY SPECIFICITY ]**

The antibody is a rabbit polyclonal antibody raised against RANKL. It has been selected for its ability to recognize RANKL in immunohistochemical staining and western blotting.

## **[ APPLICATIONS ]**

Western blotting: 1:50-400

Immunocytochemistry in formalin fixed cells: 1:50-500

Immunohistochemistry in formalin fixed frozen section: 1:50-500

Immunohistochemistry in paraffin section: 1:10-100

Enzyme-linked Immunosorbent Assay: 1:100-200

Optimal working dilutions must be determined by end user.

## [ CONTENTS ]

**Form & Buffer:** Supplied as solution form in PBS, pH7.4, containing 0.02% NaN<sub>3</sub>, 50% glycerol.

## [ QUALITY CONTROL ]

**Content:** The quality control contains recombinant RANKL (Leu92~Trp263) disposed in loading buffer.

**Usage:** 10uL per well when 3,3'-Diaminobenzidine(DAB) as the substrate.  
5uL per well when used in enhanced chemiluminescent (ECL).

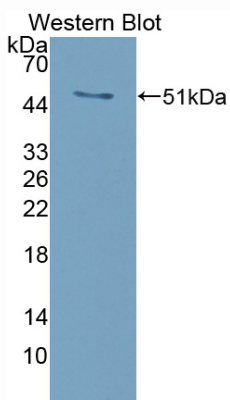
**Note:** The quality control is specifically manufactured as the positive control. Not used for other purposes.

**Loading Buffer:** 100mM Tris(pH8.8), 2% SDS, 200mM NaCl, 50% glycerol, BPB 0.01%, NaN<sub>3</sub> 0.02%.

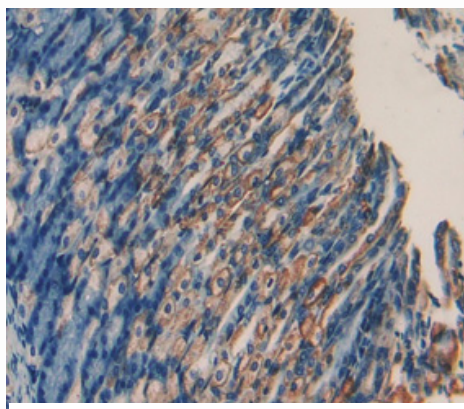
## [ STORAGE ]

Store at 4°C for frequent use. Stored at -20°C to -80°C in a manual defrost freezer for one year without detectable loss of activity. Avoid repeated freeze-thaw cycles.

## [ IMAGES ]



Used in Western Blot, Sample:  
Recombinant RANKL, Mouse



Used in DAB staining on formalin fixed  
paraffin- embedded stomach tissue

**PAA855Mu01**

**Polyclonal Antibody**

**To Receptor Activator Of Nuclear Factor Kappa B Ligand (RANKL)**

**Organism Species: Mus musculus (Mouse)**

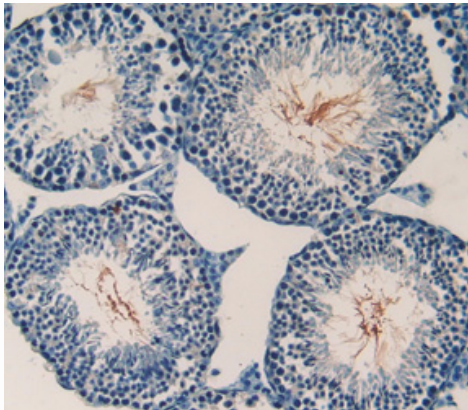
***Instruction manual***

FOR IN VITRO USE AND RESEARCH USE ONLY

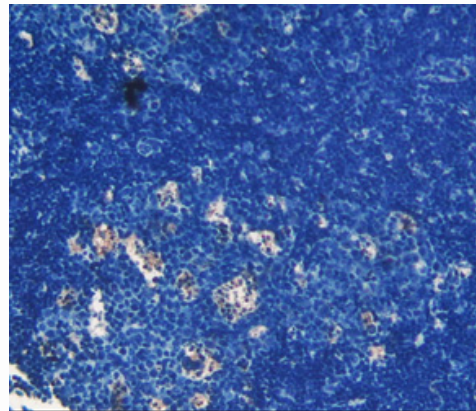
NOT FOR USE IN CLINICAL DIAGNOSTIC PROCEDURES

---

---



**Used in DAB staining on formalin fixed  
paraffin- embedded testis tissue**



**Used in DAB staining on formalin fixed  
paraffin- embedded lymph tissue**