

PAH179Hu01

Polyclonal Antibody to Stratifin (SFN)

Organism Species: *Homo sapiens (Human)*

Instruction manual

FOR RESEARCH USE ONLY

NOT FOR USE IN CLINICAL DIAGNOSTIC PROCEDURES

13th Edition (Revised in Aug, 2023)

[**PROPERTIES**]

Source: Polyclonal antibody preparation

Host: Rabbit

Purification: Antigen-specific affinity chromatography followed by Protein A affinity chromatography

Traits: Liquid

Concentration: 0.35mg/ml

UOM: 100µl

Cross Reactivity: Mouse;Rat

Applications: WB

[**IMMUNOGEN**]

Immunogen: Recombinant SFN (Met1~Ser248) expressed in *E.coli*

Accession No.: RPH179Hu01

[**APPLICATIONS**]

Western blotting: 0.01-2µg/mL;

Optimal working dilutions must be determined by end user.

[**FORMULATION**]

Form & Buffer: Supplied as solution form in PBS, pH7.4, containing 0.02% NaN₃, 50% glycerol.

[**STORAGE AND STABILITY**]

Storage: Avoid repeated freeze/thaw cycles.

Store at 4°C for frequent use.

Aliquot and store at -20°C for 24 months.

Stability Test: The thermal stability is described by the loss rate. The loss rate was determined by accelerated thermal degradation test, that is, incubate the protein at 37°C for 48h, and no obvious degradation and precipitation were observed. The loss rate is less than 5% within the expiration date under appropriate storage condition.

[IDENTIFICATION]


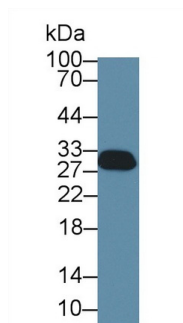
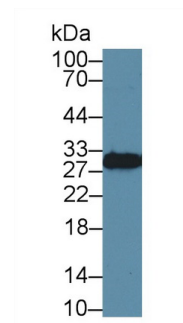


Figure. Western Blot; Sample: Recombinant SFN, Human.



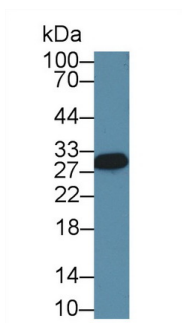
Western Blot; Sample: Rat Cerebrum lysate;



Western Blot; Sample: Human A431 cell lysate;

Primary Ab: 1µg/ml Rabbit Anti-Human SFN Antibody
 Second Ab: 0.2µg/mL HRP-Linked Caprine Anti-Rabbit IgG Polyclonal Antibody
 (Catalog: SAA544Rb19)

Primary Ab: 1µg/ml Rabbit Anti-Human SFN Antibody
 Second Ab: 0.2µg/mL HRP-Linked Caprine Anti-Rabbit IgG Polyclonal Antibody
 (Catalog: SAA544Rb19)



Western Blot; Sample: Human HeLa cell lysate;

Primary Ab: 1µg/ml Rabbit Anti-Human SFN Antibody
 Second Ab: 0.2µg/mL HRP-Linked Caprine Anti-Rabbit IgG Polyclonal Antibody
 (Catalog: SAA544Rb19)

[IMPORTANT NOTE]

The kit is designed for research use only, we will not be responsible for any issue if the kit was

used in clinical diagnostic or any other procedures.