

**MAS085Mi21**

**Monoclonal Antibody to Angiotensin 1-7 (Ang1-7)**

**Organism Species: *Homo sapiens (Human)***

***Instruction manual***

FOR RESEARCH USE ONLY

NOT FOR USE IN CLINICAL DIAGNOSTIC PROCEDURES

---

13th Edition (Revised in Aug, 2023)

**[ PROPERTIES ]**

**Source:** Monoclonal antibody preparation

**Host:** Mouse

**Antibody isotype:** IgG2a Lambda

**Purification:** Protein A + Protein G affinity chromatography

**Clone number:** A4

**Traits:** Liquid

**Concentration:** 1mg/mL

**UOM:** 100 $\mu$ L

**Cross Reactivity:** Human;Rat

**Applications:** WB; IHC

**[ IMMUNOGEN ]**

**Immunogen:** Small Molecule, Ang1-7 conjugated to OVA.

**Accession No.:** CPS085Mi21

**[ APPLICATIONS ]**

Western blotting: 0.01-2 $\mu$ g/mL;

Immunohistochemistry: 5-40 $\mu$ g/mL;

Optimal working dilutions must be determined by end user.

**[ FORMULATION ]**

**Form & Buffer:** Supplied as solution form in 0.01M PBS, pH7.4, containing 0.05% Proclin-300, 50% glycerol.

**[ STORAGE AND STABILITY ]**

**Storage:** Avoid repeated freeze/thaw cycles.

Store at 4°C for frequent use.

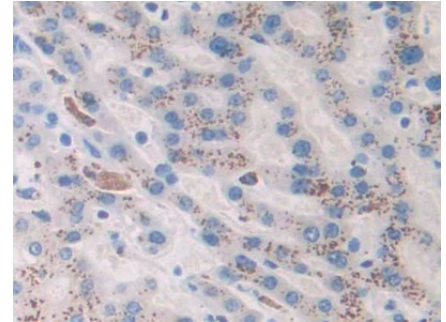
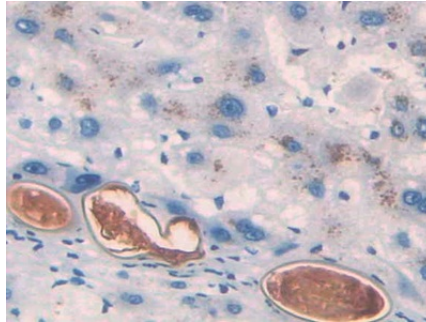

Aliquot and store at -20°C for 24 months.

**Stability Test:** The thermal stability is described by the loss rate. The loss rate was determined by accelerated thermal degradation test, that is, incubate the protein at 37°C for 48h, and no

obvious degradation and precipitation were observed. The loss rate is less than 5% within the expiration date under appropriate storage condition.

### [ IDENTIFICATION ]

kDa  
116  
70  
44  
33  
27



Western Blot; Sample: Rat Liver lysate  
Primary Ab: 0.4µg/ml Mouse Anti-Multi-species Ang1-7 Antibody Second Ab: 0.2µg/mL HRP-Linked Caprine Anti-Mouse IgG Polyclonal Antibody  
(Catalog: SAA544Mu19)

DAB staining on IHC-P; Sample: Human Liver Tissue; Primary Ab: 40µg/ml Mouse Anti-Multi-species Ang1-7 Antibody Second Ab: 2µg/mL HRP-Linked Caprine Anti-Mouse IgG Polyclonal Antibody  
(Catalog: SAA544Mu19)

DAB staining on IHC-P; Sample: Human Liver cancer Tissue; Primary Ab: 40µg/ml Mouse Anti-Multi-species Ang1-7 Antibody Second Ab: 2µg/mL HRP-Linked Caprine Anti-Mouse IgG Polyclonal Antibody  
(Catalog: SAA544Mu19)

### [ IMPORTANT NOTE ]

The kit is designed for research use only, we will not be responsible for any issue if the kit was used in clinical diagnostic or any other procedures.