

**MAB120Ra21**

**Monoclonal Antibody to Arginase (ARG)**

**Organism Species: *Rattus norvegicus* (Rat)**

***Instruction manual***

FOR RESEARCH USE ONLY

NOT FOR USE IN CLINICAL DIAGNOSTIC PROCEDURES

---

13th Edition (Revised in Aug, 2023)

**[ PROPERTIES ]**

**Source:** Monoclonal antibody preparation

**Host:** Mouse

**Antibody isotype:** IgG1 Kappa

**Purification:** Protein A + Protein G affinity chromatography

**Clone number:** 1-2#

**Traits:** Liquid

**Concentration:** 1mg/mL

**UOM:** 100µL

**Cross Reactivity:** Porcine

**Applications:** WB; IHC

**[ IMMUNOGEN ]**

**Immunogen:** Recombinant ARG (Met1~Lys323) expressed in *E.coli*

**Accession No.:** RPB120Ra01

**[ APPLICATIONS ]**

Western blotting: 0.01-2µg/mL;

Immunohistochemistry: 5-20µg/mL;

Optimal working dilutions must be determined by end user.

**[ FORMULATION ]**

**Form & Buffer:** Supplied as solution form in PBS, pH7.4, containing 0.02% NaN<sub>3</sub>, 50% glycerol.

**[ STORAGE AND STABILITY ]**

**Storage:** Avoid repeated freeze/thaw cycles.

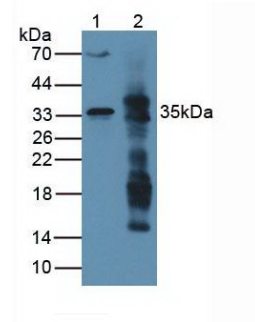
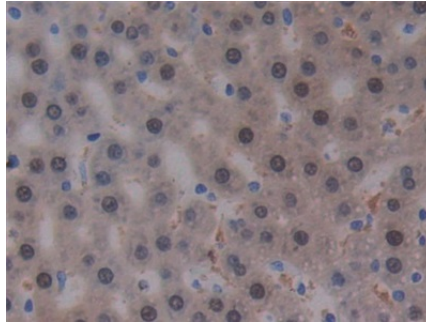
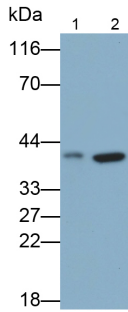
Store at 4°C for frequent use.

Aliquot and store at -20°C for 24 months.

**Stability Test:** The thermal stability is described by the loss rate. The loss rate was determined by accelerated thermal degradation test, that is, incubate the protein at 37°C for 48h, and no

obvious degradation and precipitation were observed. The loss rate is less than 5% within the expiration date under appropriate storage condition.

**[ IDENTIFICATION ]**



Western Blot; Samples: Lane1: Rat Liver lysate; Lane2: Porcine Liver lysate; Primary Ab: 0.2µg/ml Mouse Anti-Rat Arg Antibody Second Ab: 0.2µg/ml HRP-Linked Caprine Anti-Mouse IgG Polyclonal Antibody (Catalog: SAA544Mu19)

DAB staining on IHC-P; Samples: Rat Liver Tissue; Primary Ab: 30µg/ml Mouse Anti-Rat ARG Antibody Second Ab: 2µg/mL HRP-Linked Caprine Anti-Mouse IgG Polyclonal Antibody (Catalog: SAA544Mu19)

Figure. Western Blot  
Lane1: Rat Serum  
Lane2: Rat Liver Tissue  
Primary Ab: 2µg/mL Rabbit Anti-Rat Arg Ab  
Second Ab: 1:5000 Dilution of HRP-Linked Rabbit Anti-Mouse IgG Ab (Catalog: SAA544Mu09)

**[ IMPORTANT NOTE ]**

The kit is designed for research use only, we will not be responsible for any issue if the kit was used in clinical diagnostic or any other procedures.