

**PAB890Mu01**

**Polyclonal Antibody to Apolipoprotein C3 (APOC3)**

**Organism Species: *Mus musculus* (Mouse)**

***Instruction manual***

FOR RESEARCH USE ONLY

NOT FOR USE IN CLINICAL DIAGNOSTIC PROCEDURES

---

13th Edition (Revised in Aug, 2023)

## **[ PROPERTIES ]**

**Source:** Polyclonal antibody preparation

**Host:** Rabbit

**Purification:** Antigen-specific affinity chromatography followed by Protein A affinity chromatography

**Traits:** Liquid

**Concentration:** 0.5mg/mL

**UOM:** 100µL

**Cross Reactivity:** N/A

**Applications:** WB; ICC/IF

## **[ IMMUNOGEN ]**

**Immunogen:** Recombinant APOC3 (Glu21~Ser99) expressed in *E.coli*

**Accession No.:** RPB890Mu01

## **[ APPLICATIONS ]**

Western blotting: 0.01-2µg/mL;

Immunofluorescence: 5-20µg/mL;

Optimal working dilutions must be determined by end user.

## **[ FORMULATION ]**

**Form & Buffer:** Supplied as solution form in 0.01M PBS, pH7.4, containing 0.05% Proclin-300, 50% glycerol.

## **[ STORAGE AND STABILITY ]**

**Storage:** Avoid repeated freeze/thaw cycles.

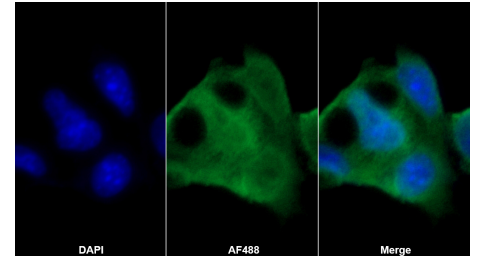


Store at 4°C for frequent use.

Aliquot and store at -20°C for 24 months.

**Stability Test:** The thermal stability is described by the loss rate. The loss rate was determined by accelerated thermal degradation test, that is, incubate the protein at 37°C for 48h, and no obvious degradation and precipitation were observed. The loss rate is less than 5% within the

expiration date under appropriate storage condition.

**[ IDENTIFICATION ]**



AF488 staining on IF;

Sample: Hepa1-6 cell

Primary Ab: 20µg/ml Rabbit Anti-Mouse APOC3 Antibody  
 Second Ab: 2µg/ml AF488-Linked Caprine Anti-Rabbit IgG Polyclonal Antibody  
 (Catalog: SAA544Rb11)

Figure. Western Blot; Sample. Lane1: Mouse Intestine Tissue; Lane2: Mouse Stomach Tissue.  
 Western Blot; Samples: Lane1: Mouse Serum; Lane2: Mouse Plasma;  
 Primary Ab: 0.3µg/ml Rabbit Anti-Mouse APOC3 Antibody  
 Second Ab: 0.2µg/ml HRP-Linked Caprine Anti-Rabbit IgG Polyclonal Antibody  
 (Catalog: SAA544Rb19)

**[ IMPORTANT NOTE ]**

The kit is designed for research use only, we will not be responsible for any issue if the kit was used in clinical diagnostic or any other procedures.