

PAD777Mu01

Polyclonal Antibody to D-Dopachrome Tautomerase (DDT)

Organism Species: *Mus musculus* (Mouse)

Instruction manual

FOR RESEARCH USE ONLY

NOT FOR USE IN CLINICAL DIAGNOSTIC PROCEDURES

13th Edition (Revised in Aug, 2023)

[**PROPERTIES**]

Source: Polyclonal antibody preparation

Host: Rabbit

Purification: Antigen-specific affinity chromatography followed by Protein A affinity chromatography

Traits: Liquid

Concentration: 0.47mg/mL

UOM: 50µL

Cross Reactivity: Human

Applications: WB; IHC

[**IMMUNOGEN**]

Immunogen: Recombinant DDT (Pro2~Leu118) expressed in *E.coli*

Accession No.: RPD777Mu01

[**APPLICATIONS**]

Western blotting: 0.01-5µg/mL;

Immunohistochemistry: 5-20µg/mL;

Optimal working dilutions must be determined by end user.

[**FORMULATION**]

Form & Buffer: Supplied as solution form in 0.01M PBS, pH7.4, containing 0.05% Proclin-300, 50% glycerol.

[**STORAGE AND STABILITY**]

Storage: Avoid repeated freeze/thaw cycles.

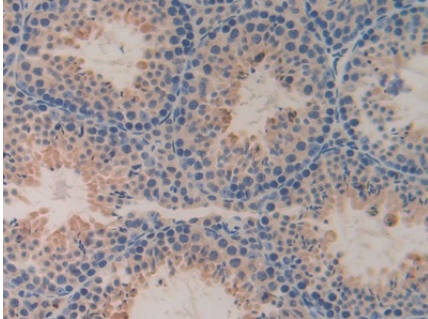
Store at 4°C for frequent use.

Aliquot and store at -20°C for 24 months.

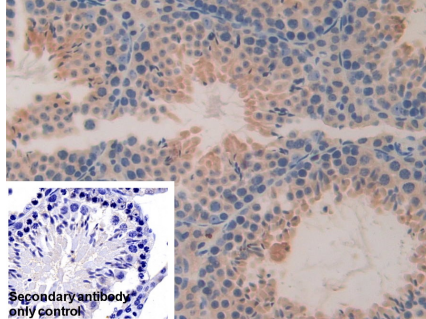
Stability Test: The thermal stability is described by the loss rate. The loss rate was determined by accelerated thermal degradation test, that is, incubate the protein at 37°C for 48h, and no obvious degradation and precipitation were observed. The loss rate is less than 5% within the

expiration date under appropriate storage condition.

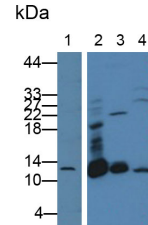
[IDENTIFICATION]



DAB staining on IHC-P; Samples: Mouse Testis Tissue; Primary Ab: 10µg/ml Rabbit Anti-Mouse DDT Antibody Second Ab: 2µg/mL HRP-Linked Caprine Anti-Rabbit IgG Polyclonal Antibody (Catalog: SAA544Rb19)



DAB staining on IHC-P; Sample: Mouse Testis Tissue Primary Ab: 10µg/ml Rabbit Anti-Mouse DDT Antibody Control: Used PBS instead of primary antibody Second Ab: 2µg/ml HRP-Linked Caprine Anti-Rabbit IgG Polyclonal Antibody (Catalog: SAA544Rb19)



Western Blot; Samples: Lane1: HeLa cell lysate; Lane2: Mouse Liver lysate; Lane3: Mouse Pancreas lysate; Lane4: Mouse Lung lysate; Primary Ab: 3µg/ml Rabbit Anti-Mouse DDT Antibody Second Ab: 0.2µg/ml HRP-Linked Caprine Anti-Rabbit IgG Polyclonal Antibody (Catalog: SAA544Rb19)

[IMPORTANT NOTE]

The kit is designed for research use only, we will not be responsible for any issue if the kit was used in clinical diagnostic or any other procedures.