

PAA762Hu01

Polyclonal Antibody to Forkhead Box Protein O3 (FOXO3)

Organism Species: *Homo sapiens* (Human)

Instruction manual

FOR RESEARCH USE ONLY

NOT FOR USE IN CLINICAL DIAGNOSTIC PROCEDURES

13th Edition (Revised in Aug, 2023)

[**PROPERTIES**]

Source: Polyclonal antibody preparation

Host: Rabbit

Purification: Antigen-specific affinity chromatography followed by Protein A affinity chromatography

Traits: Liquid

Concentration: 0.49mg/mL

UOM: 20 μ L

Cross Reactivity: N/A

Applications: WB; IHC

[**IMMUNOGEN**]

Immunogen: Recombinant FOXO3 (Leu369~Met633) expressed in *E.coli*

Accession No.: RPA762Hu01

[**APPLICATIONS**]

Western blotting: 0.01-2 μ g/mL;

Immunohistochemistry: 5-20 μ g/mL;

Optimal working dilutions must be determined by end user.

[**FORMULATION**]

Form & Buffer: Supplied as solution form in 0.01M PBS, pH7.4, containing 0.05% Proclin-300, 50% glycerol.

[**STORAGE AND STABILITY**]

Storage: Avoid repeated freeze/thaw cycles.

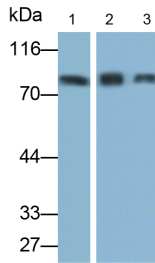
Store at 4°C for frequent use.

Aliquot and store at -20°C for 24 months.

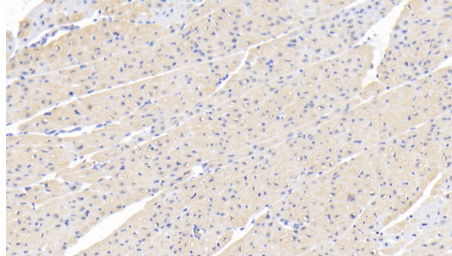
Stability Test: The thermal stability is described by the loss rate. The loss rate was determined by accelerated thermal degradation test, that is, incubate the protein at 37°C for 48h, and no obvious degradation and precipitation were observed. The loss rate is less than 5% within the

expiration date under appropriate storage condition.

[IDENTIFICATION]

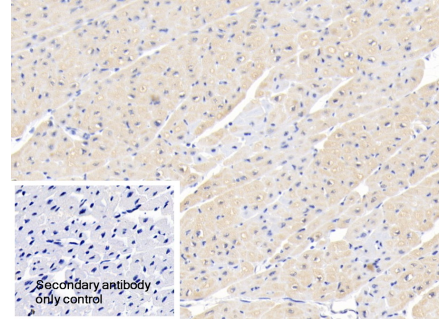


Western Blot; Samples: Lane1: HeLa cell lysate; Lane2: Jurkat cell lysate; Lane3: THP1 cell lysate; Primary Ab: 0.2µg/ml Rabbit Anti-Human FOXO3 Antibody Second Ab: 0.2µg/ml HRP-Linked Caprine Anti-Rabbit IgG Polyclonal Antibody (Catalog: SAA544Rb19)



DAB staining on IHC-P; Samples:

Human Cardiac Muscle Tissue; Primary Ab: 20µg/ml Rabbit Anti-Human FOXO3 Antibody Second Ab: 2µg/mL HRP-Linked Caprine Anti-Rabbit IgG Polyclonal Antibody (Catalog: SAA544Rb19)



DAB staining on IHC-P;

Sample: Human Cardiac Muscle Tissue Primary Ab: 20µg/ml Rabbit Anti-Human FOXO3 Antibody Control: Used PBS instead of primary antibody Second Ab: 2µg/ml HRP-Linked Caprine Anti-Rabbit IgG Polyclonal Antibody (Catalog: SAA544Rb19)

[IMPORTANT NOTE]

The kit is designed for research use only, we will not be responsible for any issue if the kit was used in clinical diagnostic or any other procedures.