PAB957Hu01

Polyclonal Antibody to Glutathione S Transferase Alpha 2 (GSTa2)

Organism Species: *Homo sapiens (Human)*

Instruction manual

FOR RESEARCH USE ONLY

NOT FOR USE IN CLINICAL DIAGNOSTIC PROCEDURES

13th Edition (Revised in Aug, 2023)

[PROPERTIES]

Source: Polyclonal antibody preparation

Host: Rabbit

Purification: Antigen-specific affinity chromatography followed by Protein A affinity chromatography

Traits: Liquid

Concentration: 0.5mg/mL

UOM: 100µL

Cross Reactivity: Porcine

Applications: WB; IHC

[IMMUNOGEN]

Immunogen: Recombinant GSTa2 (Met1~Phe222) expressed in *E.coli*

Accession No.: RPB957Hu01

[APPLICATIONS]

Western blotting: 0.01-5µg/mL;

Immunohistochemistry: 5-20µg/mL;

Optimal working dilutions must be determined by end user.

[FORMULATION]

Form & Buffer: Supplied as solution form in 0.01M PBS, pH7.4, containing 0.05% Proclin-300, 50% glycerol.

[STORAGE AND STABILITY]

Storage: Avoid repeated freeze/thaw cycles.

Store at 4ºC for frequent use.

Aliquot and store at -20ºC for 24 months.

Stability Test: The thermal stability is described by the loss rate. The loss rate was determined by accelerated thermal degradation test, that is, incubate the protein at 37°C for 48h, and no obvious degradation and precipitation were observed. The loss rate is less than 5% within the

expiration date under appropriate storage condition.

[IDENTIFICATION]

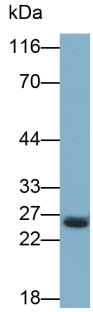

Western Blot; Sample: Porcine Liver lysate Primary Ab: 0.5µg/ml Rabbit Anti-Human GSTa2 Antibody Second Ab: 0.2µg/ml HRP-Linked Caprine Anti-Rabbit IgG Polyclonal Antibody (Catalog: SAA544Rb19)

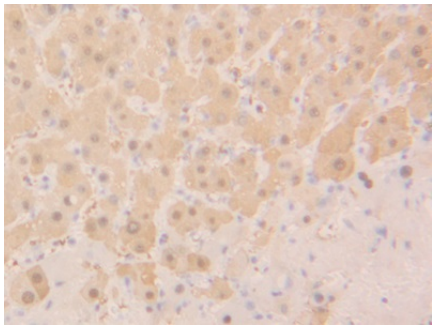

DAB staining on IHC-P; Samples: Human Liver Tissue; Primary Ab: 20µg/ml Rabbit Anti-Human GSTa2 Antibody Second Ab: 2µg/mL HRP-Linked Caprine Anti-Rabbit IgG Polyclonal Antibody (Catalog: SAA544Rb19)

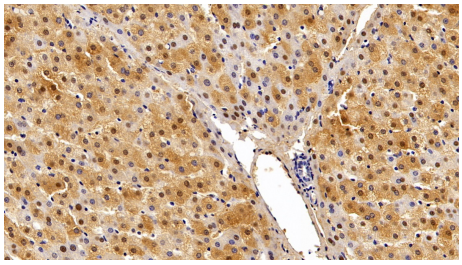

DAB staining on IHC-P;
Sample: Porcine Liver Tissue;
Primary Ab: 20ug/ml Rabbit Anti-Human GSTa2 Antibody
Second Ab: 2µg/mL HRP-Linked Caprine Anti-Rabbit IgG Polyclonal Antibody
(Catalog: SAA544Rb19)

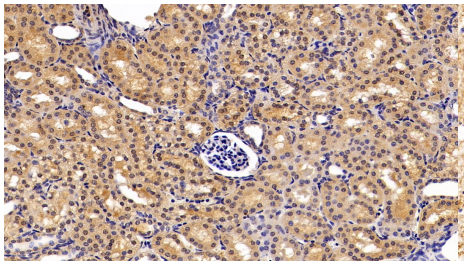

DAB staining on IHC-P;
Sample: Porcine Kidney Tissue;
Primary Ab: 20ug/ml Rabbit Anti-Human GSTa2 Antibody
Second Ab: 2µg/mL HRP-Linked Caprine Anti-Rabbit IgG Polyclonal Antibody
(Catalog: SAA544Rb19)

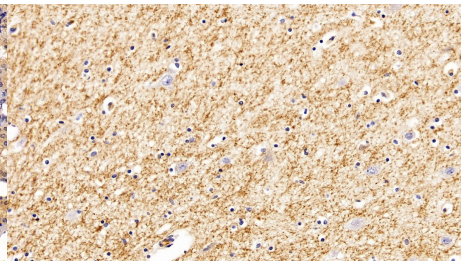

DAB staining on IHC-P;
Sample: Porcine Cerebrum Tissue;
Primary Ab: 20ug/ml Rabbit Anti-Human GSTa2 Antibody
Second Ab: 2µg/mL HRP-Linked Caprine Anti-Rabbit IgG Polyclonal Antibody
(Catalog: SAA544Rb19)

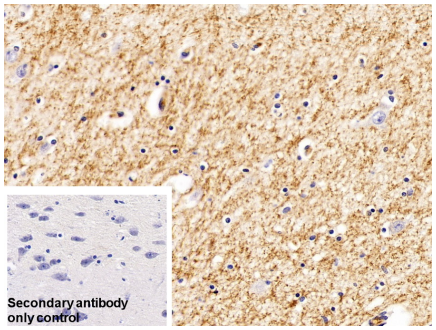

DAB staining on IHC-P;
Sample: Porcine Cerebrum Tissue
Primary Ab: 20µg/ml Rabbit Anti-Human GSTa2 Antibody
Control: Used PBS instead of primary antibody
Second Ab: 2µg/ml HRP-Linked Caprine Anti-Rabbit IgG Polyclonal Antibody
(Catalog: SAA544Rb19)

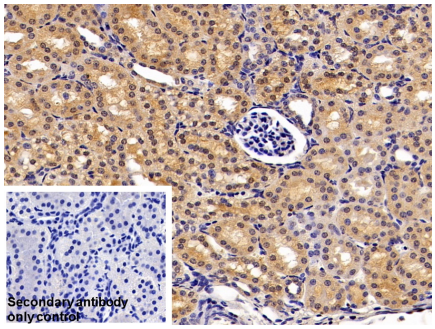

DAB staining on IHC-P;
Sample: Porcine Kidney Tissue
Primary Ab: 20µg/ml Rabbit Anti-Human GSTa2 Antibody
Control: Used PBS instead of primary antibody
Second Ab: 2µg/ml HRP-Linked Caprine Anti-Rabbit IgG Polyclonal Antibody
(Catalog: SAA544Rb19)

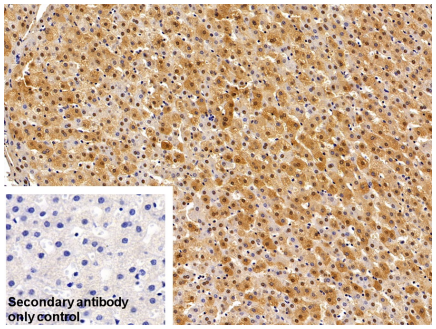

DAB staining on IHC-P;
Sample: Porcine Liver Tissue
Primary Ab: 20µg/ml Rabbit Anti-Human GSTa2 Antibody
Control: Used PBS instead of primary antibody
Second Ab: 2µg/ml HRP-Linked Caprine Anti-Rabbit IgG Polyclonal Antibody
(Catalog: SAA544Rb19)

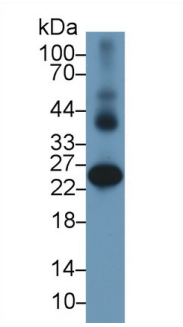

Western Blot; Sample: Human Liver lysate;
Primary Ab: 2µg/ml Rabbit Anti-Human GSTa2 Antibody
Second Ab: 0.2µg/mL HRP-Linked Caprine Anti-Rabbit IgG Polyclonal Antibody
(Catalog: SAA544Rb19)

[IMPORTANT NOTE]

The kit is designed for research use only, we will not be responsible for any issue if the kit was used in clinical diagnostic or any other procedures.