

PAE639Mu01

Polyclonal Antibody to Receptor Interacting Serine Threonine Kinase 3 (RIPK3)

Organism Species: *Mus musculus* (Mouse)

Instruction manual

FOR RESEARCH USE ONLY

NOT FOR USE IN CLINICAL DIAGNOSTIC PROCEDURES

13th Edition (Revised in Aug, 2023)

[PROPERTIES]

Source: Polyclonal antibody preparation

Host: Rabbit

Purification: Antigen-specific affinity chromatography followed by Protein A affinity chromatography

Traits: Liquid

Concentration: 0.5mg/mL

UOM: 100µL

Cross Reactivity: N/A

Applications: IHC

[IMMUNOGEN]

Immunogen: Recombinant RIPK3 (Leu16~Cys239) expressed in *E.coli*

Accession No.: RPE639Mu01

[APPLICATIONS]

Immunohistochemistry: 5-20µg/mL;

Optimal working dilutions must be determined by end user.

[FORMULATION]

Form & Buffer: Supplied as solution form in PBS, pH7.4, containing 0.02% NaN₃, 50% glycerol.

[STORAGE AND STABILITY]

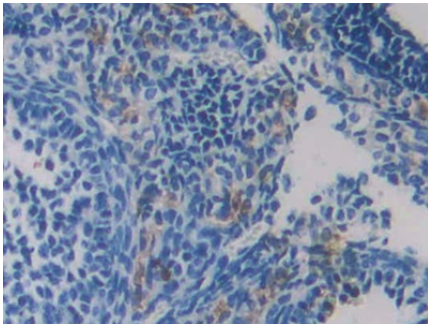
Storage: Avoid repeated freeze/thaw cycles.

Store at 4°C for frequent use.

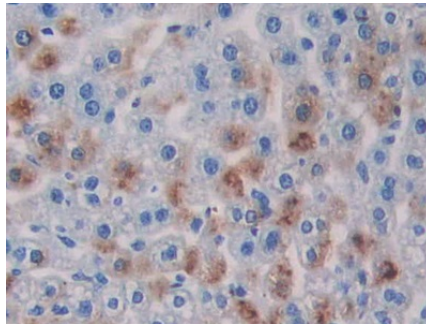
Aliquot and store at -20°C for 24 months.

Stability Test: The thermal stability is described by the loss rate. The loss rate was determined by accelerated thermal degradation test, that is, incubate the protein at 37°C for 48h, and no obvious degradation and precipitation were observed. The loss rate is less than 5% within the expiration date under appropriate storage condition.

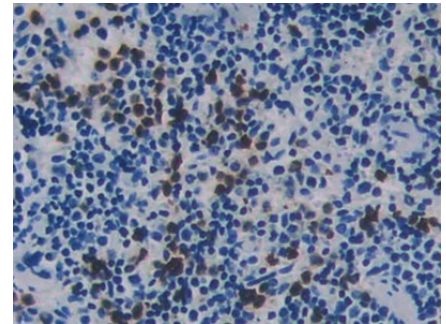
[IDENTIFICATION]



DAB staining on IHC-P; Samples:
Mouse Ovary Tissue; Primary Ab:
10µg/ml Rabbit Anti-Mouse RIPK3
Antibody Second Ab: 2µg/mL HRP-
Linked Caprine Anti-Rabbit IgG
Polyclonal Antibody (Catalog:
SAA544Rb19)



DAB staining on IHC-P;
Samples: Mouse Liver Tissue;
Primary Ab: 10µg/ml Rabbit Anti-Mouse
RIPK3 Antibody
Second Ab: 2µg/mL HRP-Linked
Caprine Anti-Rabbit IgG Polyclonal
Antibody
(Catalog: SAA544Rb19)



DAB staining on IHC-P;
Samples: Mouse Spleen Tissue;
Primary Ab: 10µg/ml Rabbit Anti-Mouse
RIPK3 Antibody
Second Ab: 2µg/mL HRP-Linked
Caprine Anti-Rabbit IgG Polyclonal
Antibody
(Catalog: SAA544Rb19)

[IMPORTANT NOTE]

The kit is designed for research use only, we will not be responsible for any issue if the kit was used in clinical diagnostic or any other procedures.