

PAA833Mu01

Polyclonal Antibody to Von Willebrand Factor (vWF)

Organism Species: *Mus musculus* (Mouse)

Instruction manual

FOR RESEARCH USE ONLY

NOT FOR USE IN CLINICAL DIAGNOSTIC PROCEDURES

13th Edition (Revised in Aug, 2023)

[PROPERTIES]

Source: Polyclonal antibody preparation

Host: Rabbit

Purification: Antigen-specific affinity chromatography followed by Protein A affinity chromatography

Traits: Liquid

Concentration: 0.5mg/mL

UOM: 10 μ L

Cross Reactivity: N/A

Applications: IHC

[IMMUNOGEN]

Immunogen: Recombinant vWF (Asp1498~Val1665) expressed in *E.coli*

Accession No.: RPA833Mu01

[APPLICATIONS]

Immunohistochemistry: 5-20 μ g/mL;

Optimal working dilutions must be determined by end user.

[FORMULATION]

Form & Buffer: Supplied as solution form in 0.01M PBS, pH7.4, containing 0.05% Proclin-300, 50% glycerol.

[STORAGE AND STABILITY]

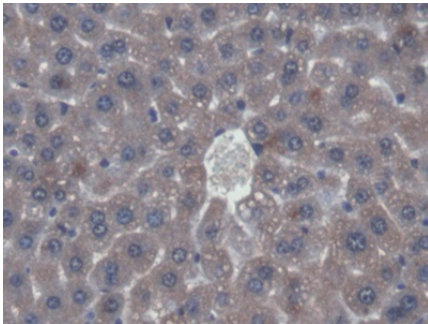
Storage: Avoid repeated freeze/thaw cycles.

Store at 4°C for frequent use.

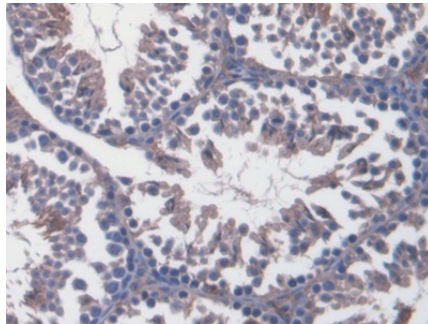
Aliquot and store at -20°C for 24 months.

Stability Test: The thermal stability is described by the loss rate. The loss rate was determined by accelerated thermal degradation test, that is, incubate the protein at 37°C for 48h, and no obvious degradation and precipitation were observed. The loss rate is less than 5% within the expiration date under appropriate storage condition.

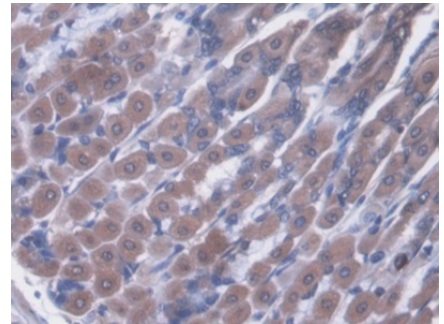
[IDENTIFICATION]



DAB staining on IHC-P; Samples: Mouse Liver Tissue; Primary Ab: 20µg/ml Rabbit Anti-Mouse vWF Antibody Second Ab: 2µg/mL HRP-Linked Caprine Anti-Rabbit IgG Polyclonal Antibody (Catalog: SAA544Rb19)



DAB staining on IHC-P; Samples: Mouse Testis Tissue; Primary Ab: 20µg/ml Rabbit Anti-Mouse vWF Antibody Second Ab: 2µg/mL HRP-Linked Caprine Anti-Rabbit IgG Polyclonal Antibody (Catalog: SAA544Rb19)



DAB staining on IHC-P; Samples: Mouse Stomach Tissue; Primary Ab: 20µg/ml Rabbit Anti-Mouse vWF Antibody Second Ab: 2µg/mL HRP-Linked Caprine Anti-Rabbit IgG Polyclonal Antibody (Catalog: SAA544Rb19)

[IMPORTANT NOTE]

The kit is designed for research use only, we will not be responsible for any issue if the kit was used in clinical diagnostic or any other procedures.